REQUEST FOR ENVIRONMENTAL IMPACT ANALYSIS

Report Control Symbol
RCS: EIAP 14.049 Rev.

INSTRUCTIONS: *Section I to be completed by Proponent; Sections II and III to be completed by Environmental Planning Function. Continue on separate sheets as necessary. Reference appropriate item number(s).*

SECTION I - PROPONENT INFORMATION

1. TO *(Environmental Planning Function)*	2. FROM *(Proponent organization and functional address symbol)*	2a. TELEPHONE NO.
9 CES/CEIE	9 CES/CENP	634-2699

3. TITLE OF PROPOSED ACTION
Dry Creek Sanitary Sewer Line Upgrade Project

4. PURPOSE AND NEED FOR ACTION *(Identify decision to be made and need date)*
Continued on next page

5. DESCRIPTION OF PROPOSED ACTION AND ALTERNATIVES *(DOPAA) (Provide sufficient details for evaluation of the total action.)*
Continued on next page

6. PROPONENT APPROVAL *(Name and Grade)*	6a. SIGNATURE	6b. DATE
John Crandell, GS-11	John Crandell	20140507

SECTION II - PRELIMINARY ENVIRONMENTAL SURVEY. *(Check appropriate box and describe potential environmental effects Including cumulative effects.) (+ = positive effect; 0 = no effect; - = adverse effect; U= unknown effect)*	+	0	-	U
7. AIR INSTALLATION COMPATIBLE USE ZONE/LAND USE *(Noise, accident potential, encroachment, etc.)*	☐	☑	☐	☐
8. AIR QUALITY *(Emissions, attainment status, state implementation plan, etc.)*	☐	☑	☐	☐
9. WATER RESOURCES *(Quality, quantity, source, etc.)*	☑	☐	☐	☐
10. SAFETY AND OCCUPATIONAL HEALTH *(Asbestos/radiation/chemical exposure, explosives safety quantity-distance, bird/wildlife aircraft hazard, etc.)*	☑	☐	☐	☐
11. HAZARDOUS MATERIALS/WASTE *(Use/storage/generation, solid waste, etc.)*	☐	☑	☐	☐
12. BIOLOGICAL RESOURCES *(Wetlands/floodplains, threatened or endangered species, etc.)*	☑	☐	☐	☐
13. CULTURAL RESOURCES *(Native American burial sites, archaeological, historical, etc.)*	☐	☑	☐	☐
14. GEOLOGY AND SOILS *(Topography, minerals, geothermal, Installation Restoration Program, seismicity, etc.)*	☐	☑	☐	☐
15. SOCIOECONOMIC *(Employment/population projections, school and local fiscal impacts, etc.)*	☐	☑	☐	☐
16. OTHER *(Potential impacts not addressed above.)*	☐	☑	☐	☐

SECTION III - ENVIRONMENTAL ANALYSIS DETERMINATION

17. ☑ PROPOSED ACTION QUALIFIES FOR CATEGORICAL EXCLUSION (CATEX) #A2.3.11&A2.3.12 ; OR
☐ PROPOSED ACTION DOES NOT QUALIFY FOR A CATEX; FURTHER ENVIRONMENTAL ANALYSIS IS REQUIRED.

18. REMARKS
CATEX #A2.3.11 (Actions similar to other actions which have been determined to have an insignificant impact in a similar setting as established in an Environmental Impact Statement [EIS] or an Environmental Assessment [EA] resulting in a Finding of No Significant Impact [FONSI]. Reference the Final Rock Crusher and Communication Line Environmental Assessment, June 2008, with Air Force-approved FONSI/Finding of No Practicable Alternative (FONPA) signed 27 June 2008. This project also qualifies for CATEX A2.3.12 (Installing, modifying, and routinely repairing and replacing utility systems...). See attached "Continuation of Block #18 EIAP 14.049 Rev" for required Environmental Protection Measures and an explanation of the CATEX.

19. ENVIRONMENTAL PLANNING FUNCTION CERTIFICATION *(Name and Grade)*	19a. SIGNATURE	19b. DATE
JOANNA S. LEGER, CAPT, USAF CHIEF INSTALLATION MANAGEMENT	LEGER.JOANNA.S.1024507552 Digitally signed by LEGER.JOANNA.S.1024507552 DN: c=US, o=U.S. Government, ou=DoD, ou=PKI, ou=USAF, cn=LEGER.JOANNA.S.1024507552 Date: 2014.08.18 16:52:25 -07'00'	18 Aug 14

4. PURPOSE AND NEED FOR ACTION

The purpose of the sanitary sewer upgrade is to bring the system up to current industry standards by minimizing or eliminating sanitary sewer creek crossings and sanitary sewer infrastructure that exist within a high-risk zone susceptible to damage or failure during storm events. The upgrade will be performed in compliance with the Uniform Federal Code (UFC) 3-240-01, Wastewater Collection (United States Army Corps of Engineers, 2012), and Handbook 4940.3 Rev-1, Minimum Design Standards for Community Sewerages System (United States Department of Housing and Urban Development, 1992).The need for this action is a result of a recent failure of a sanitary sewer pipe within Dry Creek that prompted increased concern regarding the vulnerability of the sewer system, which includes multiple creek crossings and above ground pipes located within the stream bed. The sewer line that failed formerly crossed Dry Creek via an outdated overhead stream crossing that was constructed in 1958. During heavy rains in 2011, this crossing failed and released untreated sewage into Dry Creek. A temporary repair was completed in 2012 that re-routed the sanitary sewer crossing to an existing foot bridge. Other sewer lines that cross Dry Creek show evidence of being underwater during storm events and contain supports that were not properly engineered. These crossings, and much of the rest of the sewer system in this area, are in remote locations with no paved access roads or other facilities nearby, making access for inspection and repairs difficult.

5. DESCRIPTION OF PROPOSED ACTION AND ALTERNATIVES

The Proposed Action involves replacing three segments of the sanitary sewer system within the MFH, Medical Clinic, and PAVE PAWS areas (Figure 1). To eliminate the threat of further failures of the sewage line crossings at Dry Creek, it was recommended that the sanitary sewer upgrade project be completed before the start of the 2014 rainy season (generally beginning November 1).

Proposed sanitary sewer upgrades for Segment 1 involve re-routing the sanitary sewer pipeline that serves PAVE PAWS, the Medical Clinic, the Lakeview area, and the Visiting Officers Quarters (VOQ) to eliminate the creek crossing southwest of the VOQ (see Figure 2 and Figure 3). Approximately 2,800 feet of sanitary sewer gravity pipeline would be installed from a location west of the VOQ running west to an existing sanitary sewer manhole north of Ryden Park. The proposed pipe would run parallel and north of Dry Creek, and be installed at a depth of between 3 and 14 feet below ground surface (bgs). The aboveground abandoned sewer piping and support piers within Dry Creek southwest of the VOQ would be abandoned in place.

Proposed sanitary sewer upgrades for Segment 2 involve re-routing the sanitary sewer pipeline to eliminate above ground segments of the pipeline that are within the 100-year flood plain on the south side of Dry Creek west of Camp Beale Highway (see Figure). A new pump station would be installed south of Dry Creek on the west side of Camp Beale Highway. Approximately 20 feet of new gravity sanitary sewer pipeline would be installed from the existing sanitary sewer line to the new pump station. Approximately 1,600 feet of sanitary sewer force main would be installed from the new pump station extending north (affixed to the existing Camp Beale Highway bridge) to a new manhole located at the corner of Camp Beale Highway and Warren Shingle Road. Approximately 2,200 feet of gravity sanitary sewer pipeline would be installed from the new manhole located at the corner of Camp Beale Highway and Warren Shingle Road to an existing manhole located west of the VOQ. Approximately 500 feet of belowground electrical line and 825 feet of belowground communications line would be installed to service the new pump station.

Proposed sanitary sewer upgrades for Segment 3 involve installation of a permanent replacement for the failed Dry Creek crossing at Ryden Park (see Figure 2 and Figure 4). The temporary sanitary sewer gravity pipeline would be replaced with a sanitary sewer force main, which would be suspended under the existing pedestrian bridge above the 100-year high water elevation. A new pump station would be installed in the southeastern corner of Ryden Park near the existing restrooms. The rim of the pump station manhole would be constructed to avoid infiltration by flood flows. A 150-foot below ground electrical line and approximately 4,000 feet of belowground communication line would be installed to service the new pump station. The failed gravity line and support piers that cross Dry Creek at the northeast corner of Ryden Park would be abandoned in place.

For Segments 1 and 2, construction equipment would access the project site from Camp Beale Highway, Lakeview Road, Warren Shingle Road, Lake House Road, and other unnamed dirt roads in the area; dirt roads may require the addition of gravel to accommodate heavy equipment. Construction equipment would be staged in the paved parking lot at the southern end of Lake House Road during the construction of Segments 1 and 2. Segment 3 would be accessed from Ryden Park Road, and construction equipment would be staged within paved areas of the park.
Sanitary sewer system upgrades are expected to occur over a 6 to 8 month period.

No Action Alternative

Under the No-Action Alternative, proposed sanitary sewer upgrades would not be implemented. Future heavy rain events could wash out the temporary sanitary sewer repairs or cause new failures, which would result in the release of untreated sewage to Dry Creek, pollution of the Creek downstream and off base, and a Notice of Violation enforcement action from the California Regional Water Quality Control Board.

Alternative Action

One alternative was to make repairs to the existing sewer system. However, repairs do not adequately address problems associated with existing, aboveground infrastructure that lie within the 100-year floodplain. Any repair without realignment or removal of aboveground infrastructure will not bring the system in compliance with current industry standards, and the repair condition could result in a failure and unauthorized raw sewage discharge into natural waterways in direct violation of the Clean Water Act. This option could potentially be harmful to existing wetlands and floodplains. Thus, this alternative was eliminated from further consideration.

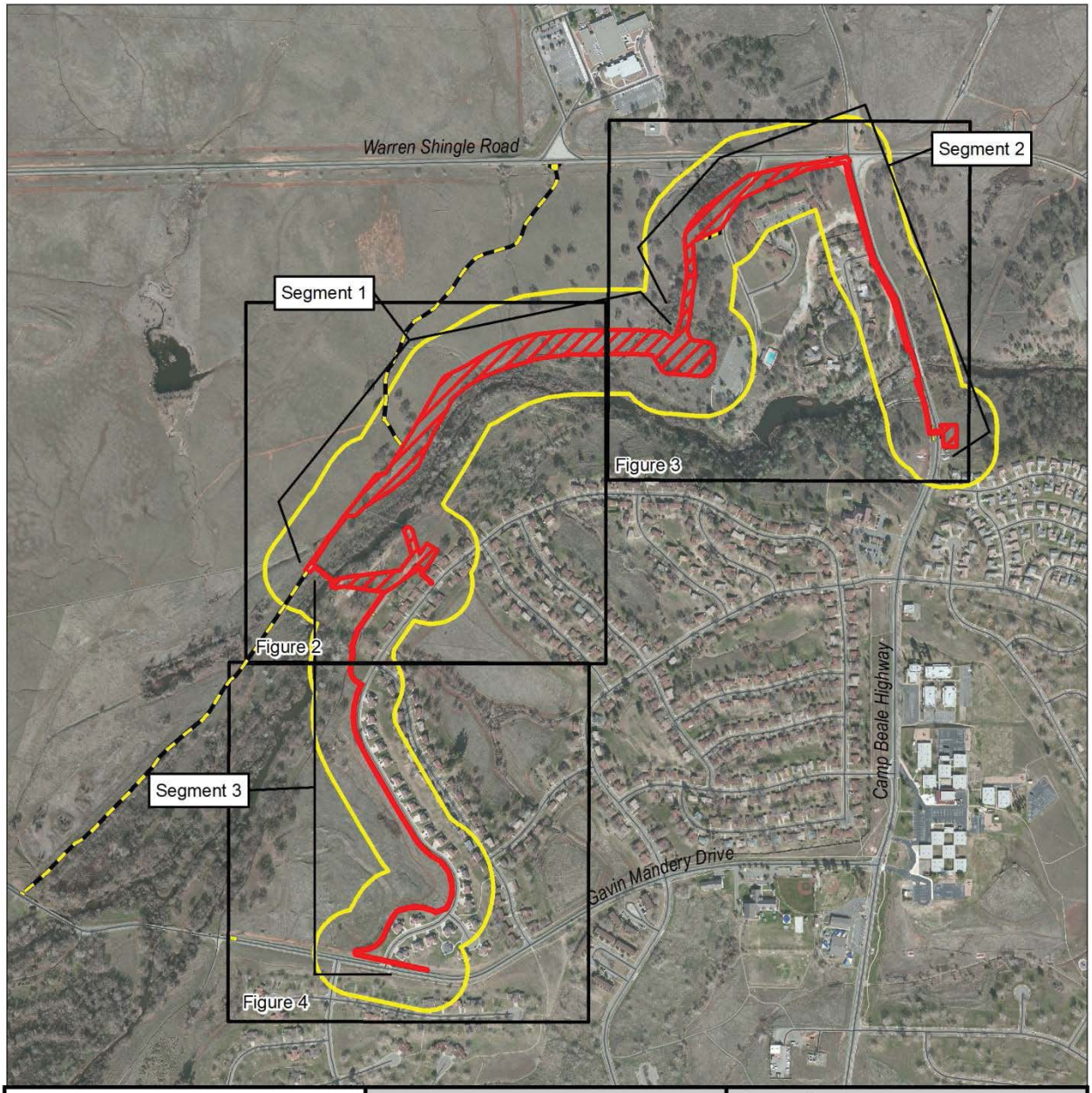

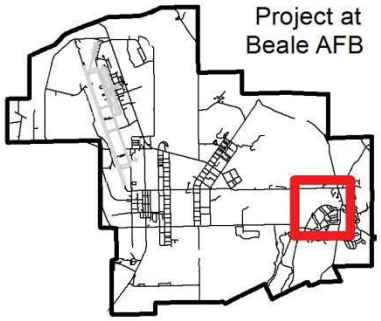

Beale AFB

0 450 900
Feet

Figure 1 - Dry Creek Sanitary Sewer Line Upgrade Project - Overview

60307690 SAC GIS 006 3/19

Legend

- Project Area
- 250' Project Buffer
- Access Road
- Construction Entrance/Exit
- Existing Roads

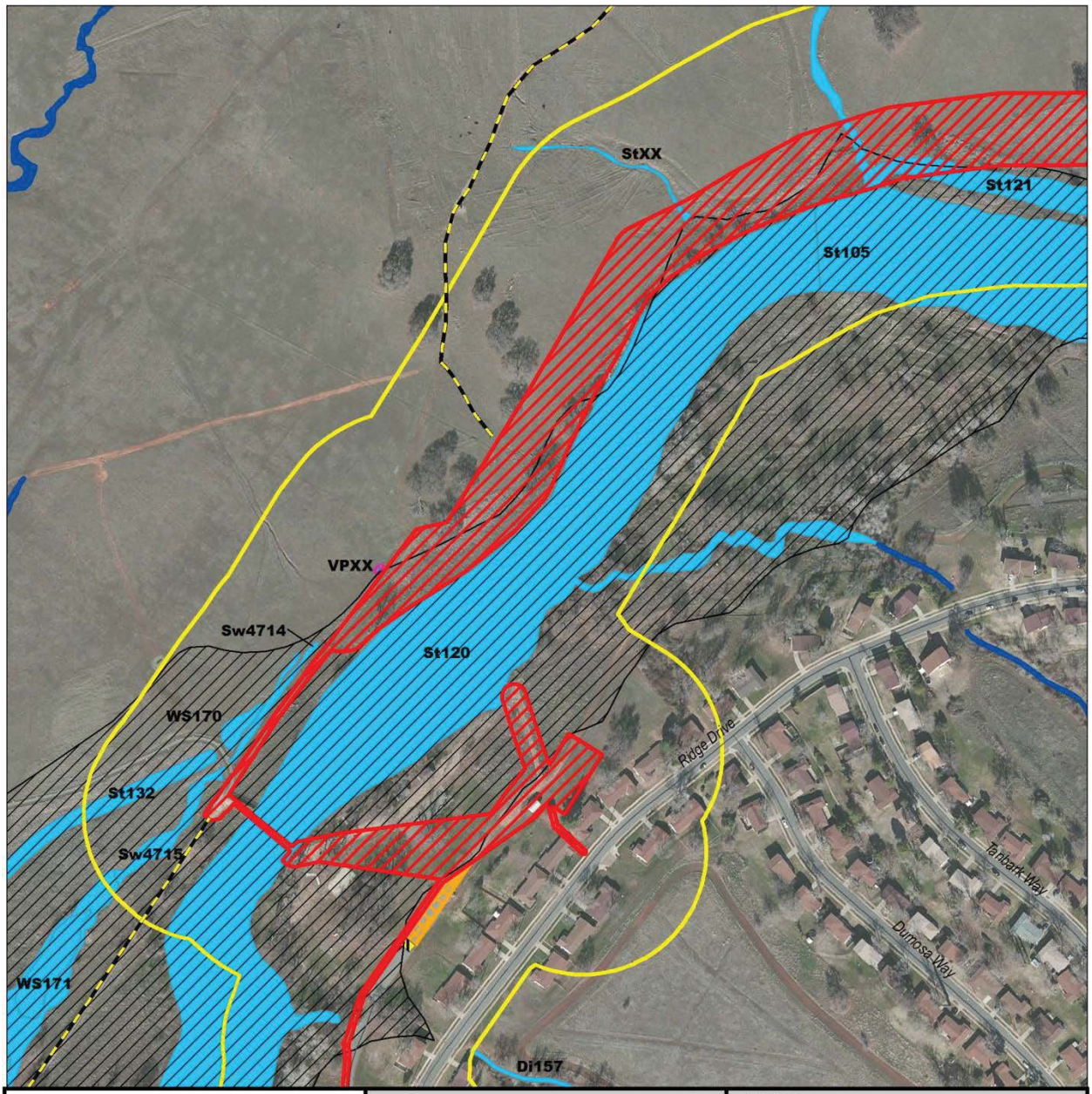

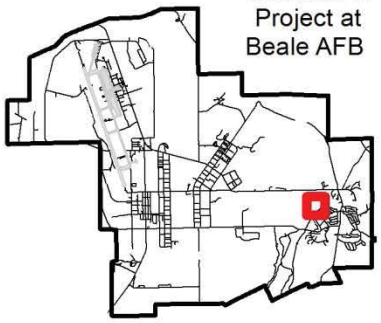

Beale AFB

0 150 300
Feet

Figure 2 - Dry Creek Sanitary Sewer Line Upgrade Map 1

60307690 SAC GIS 025 4/14

Legend

- Project Area
- 250' Project Buffer
- Access Road
- Construction Entrance/Exit
- Potential Staging Area

Aquatic Resource Type

- Branchiopod Habitat
- Resources Inside 250'
- Resources Outside 250'

Special Status Shrimp

- Known Locations
- All Sampling Locations
- 100-yr Floodplain

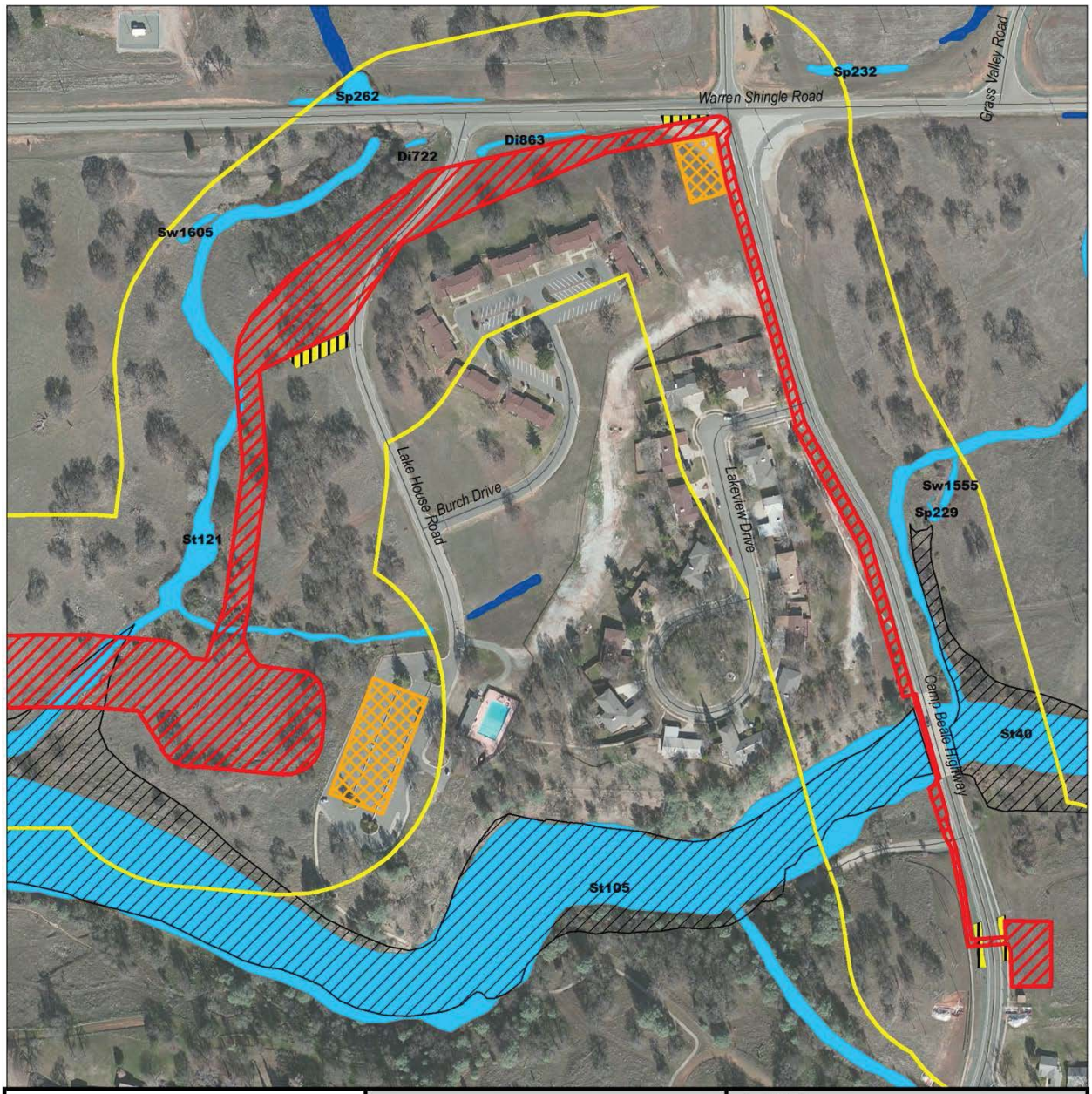

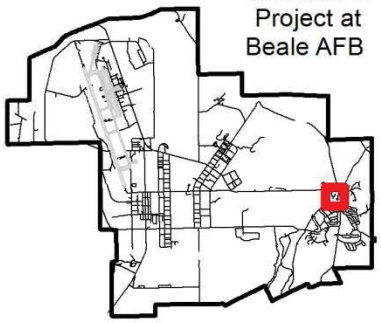

Beale AFB

0 150 300
Feet

Figure 3 - Dry Creek Sanitary Sewer Line Upgrade Map 2

60307690 SAC GIS 026 4/14

Legend

- Project Area
- 250' Project Buffer
- Construction Entrance/Exit
- Potential Staging Area

Aquatic Resource Type

- Branchiopod Habitat
- Resources Inside 250'
- Resources Outside 250'

Special Status Shrimp

- Known Locations
- All Sampling Locations
- 100-yr Floodplain

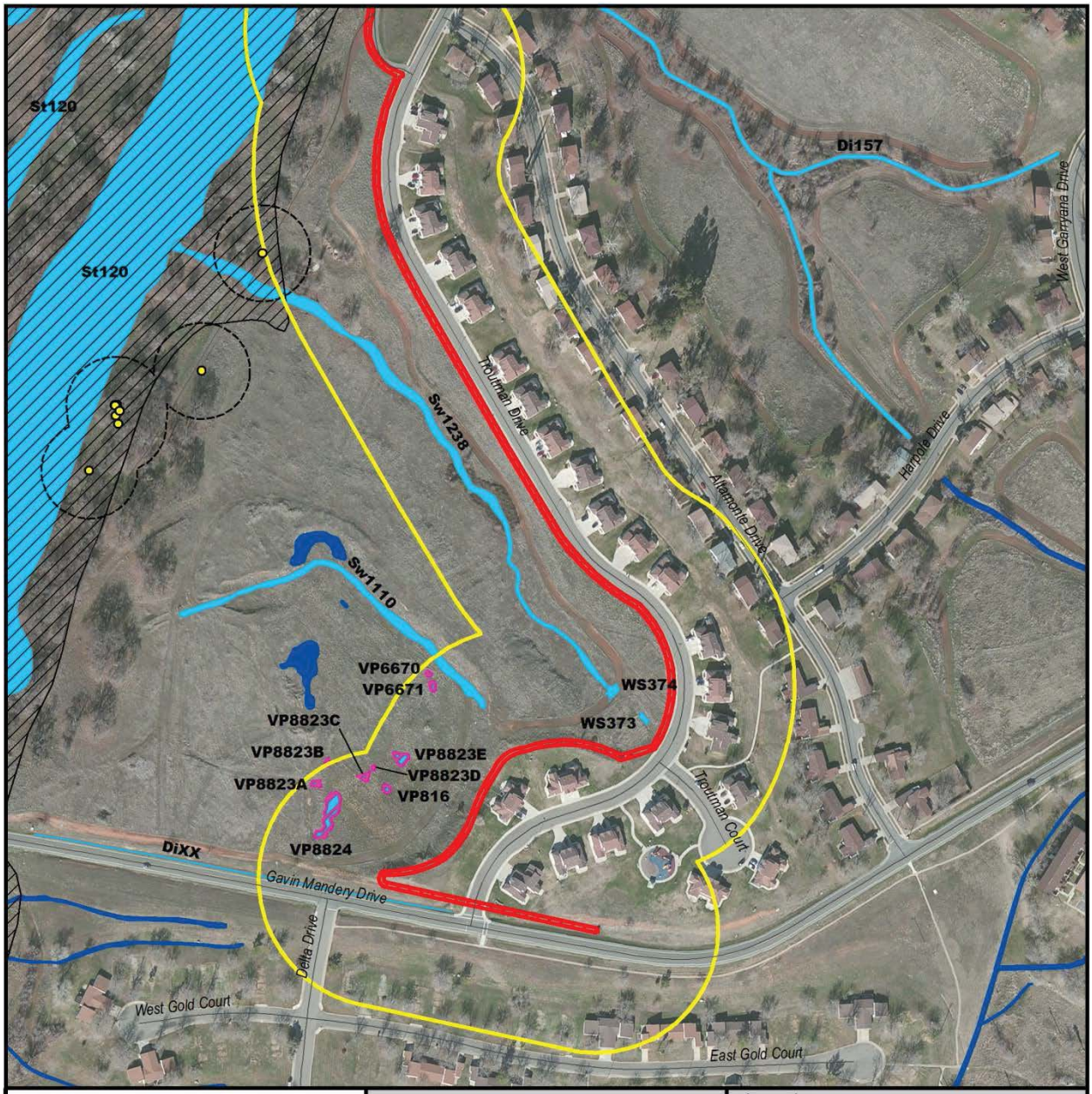

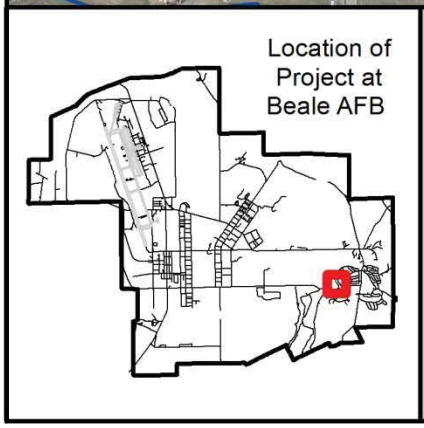

Beale AFB

0 150 300
Feet

Figure 4 - Dry Creek Sanitary Sewer Line Upgrade Map 3

60307690 SAC GIS 027 4/14

Legend

- Project Area
- 250' Project Buffer
- Construction Entrance/Exit
- Potential Staging Area

Aquatic Resource Type

- Branchiopod Habitat
- Resources Inside 250'
- Resources Outside 250'

Special Status Shrimp

- Known Locations
- All Sampling Locations
- 100-yr Floodplain
- Elderberry Shrubs
- 100' Elderberry Buffer

CONTINUATION OF BLOCK #18 -REMARKS ON AF FORM 813,
EIAP # 14.049 Rev (Dry Creek Sanitary Sewer Line Upgrade Project, BAEY 14-0034)

The proposed project to upgrade the Dry Creek sewer line system qualifies for CATEX #A2.3.11 (Actions similar to other actions which have been determined to have an insignificant impact in a similar setting as established in an Environmental Impact Statement (EIS) or an Environmental Assessment (EA) resulting in a Finding of No Significant Impact (FONSI)). Reference the Environmental Assessment, the *Final Rock Crusher and Communication Line Environmental Assessment*, June 2008, with Air Force-approved FONSI/Finding of No Practicable Alternative (FONPA) signed 27 June 2008. This project also qualifies for CATEX A2.3.12 (Installing, operating, modifying, and routinely repairing and replacing utility and communication systems, data processing cable, and similar electronic equipment that use existing rights of way, easements, distribution systems or facilities).

The Rock Crusher and Communication Line project included the installation of new communication lines in two locations on the west side of Beale Air Force Base (AFB). Long, linear trenching was conducted within the western flightline, across annual grassland, under a drainage, and within the North Beale Road shoulder. The activities of the communications line installation are similar to that of the Dry Creek sanitary sewer upgrade project, including the potential for inadvertent discovery of subsurface cultural materials. Recorded cultural sites are within the project vicinity however they shall be outside of the project impact area by a minimum of 100 ft. The ground disturbance area within the un-surveyed portions of the Dry Creek sanitary sewer upgrade project is smaller than that of the communications line installation area.

There are no extraordinary circumstances associated with this project's scope and actions that would preclude qualification under these CATEXs.

An informal consultation with the U.S. Fish and Wildlife Service (USFWS) has been completed resulting in a Not Likely to Adversely Affect (NLAA) determination. Threatened and endangered species and/or their habitat have not been identified within the project footprint. There are no wetlands or vernal pools within the project footprint; however, there are several wetlands, swales, and vernal pools within 250 feet of the project footprint. No indirect impacts to these wetlands, swales, and vernal pools are expected as a result of the project. In accordance with the Beale AFB Programmatic Biological Opinion, (PBO) work within paved/gravel road shoulders is considered to have no effect on vernal pool species. Additionally, work would be accomplished during the dry season. Project-specific environmental protection measures (EPMs) and best management practices (BMPs), including flagging vernal pool boundaries and erosion control measures, would be implemented to prevent potential indirect impacts to the vernal pools in this area.

There are three cultural resources within close proximity to the project area (60-200 feet from project areas). Consultation with the State Historic Preservation Officer (SHPO) has been completed for the proposed project, resulting in the SHPO's concurrence with a finding of "No Historic Properties Affected." Additionally, consultation with local Native American Tribes has been initiated allowing for comment on the project and collaboration and coordination during both planning and construction phases.

Any impacts to waters of the U.S. and water quality shall be covered under the Clean Water Act through Nationwide Permits from the U.S. Army Corps of Engineers and a California Regional Water Quality Control Board water quality certification, respectively. A FONPA shall be submitted, because this work involves the installation of utility lines within the 100 year floodplain.

This CATEX determination is subject to the project meeting all of the Required Environmental Protection Measures below and applies only to work completed within designated project area, staging areas and ingress/egress routes. No work of any type, and no vehicle or equipment traffic, is authorized outside of this work boundary by this CATEX.

If this project changes in any way, this document needs to be re-evaluated for changes in the requirements.

Please ensure the following requirements are included in the contract work plans:

AF FORM 813, SECTION II,

REQUIRED ENVIRONMENTAL PROTECTION MEASURES:

7. AIR INSTALLATION COMPATIBLE USE ZONE/LAND USE: N/A

8. AIR QUALITY: Fugitive Emissions: The Contractor shall comply with Feather River Air Quality Management District (FRAQMD) "Standard Mitigation Measures for All Projects" and "Fugitive Dust Control Mitigation Measures" during construction to minimize construction-related air quality impacts. Reference FRAQMD Rule 3.16 *Fugitive Dust Emissions.* Rule 3.16 can be found at http://www.arb.ca.gov/DRDB/FR/CURHTML/R3-16.HTM.

Stationary Air Emissions Sources: Any air emission source (boiler, heater, generator, petroleum storage tank, refrigeration unit, parts washer, etc.) installed or modified in this project must meet Feather River Air Quality Management District (FRAQMD) requirements at http://www.arb.ca.gov/drdb/fr/cur.htm . The contractor must work with the base Air Program Manager (530-634-2645) to obtain an *Authority to Construct (ATC)* permit from FRAQMD prior to installation of new equipment or modification/removal of existing equipment. An inspection and a permit to operate will also be required following equipment installation and prior to operation. The Contractor is responsible for payment of the *Authority to Construct* permit and inspection fee. The base is responsible for payment of the *Permit to Operate (PTO)* after the equipment installation and acceptance.

Contract Deliverables: The Contractor will furnish copies of the manufacturer's equipment specifications and emissions data for fuel burning equipment (such as boilers, heaters, and generators) and any other documents submitted to FRAQMD to the base Air Program Manager to document meeting FRAQMD Air Permit requirements.

For any bulk storage container, generator, or equipment which will contain 55 gal or more of hazardous substances (or waste), petroleum products or refrigerants, it is necessary to submit manufacturer's specification sheet and a site installation plan to the 9 CES/CEIEC Tank Program Manager (530-634-2832), prior to purchasing equipment so that the storage tank system can be reviewed for compliance with applicable hazardous material, bulk storage, aboveground storage tank (AST), and/or underground (UST) storage tank requirements, including SPCC, Hazardous Material Response Plans, 29 CFR 1910.101, NFPA 30, etc. (see section 11 "Tanks/Oil Bulk Fuel Storage Containers"). Any spills of hazardous materials or hazardous waste must be reported to 9 CES/CEIEC via the Spill Response Phone (530-301-9413) and be promptly cleaned up.

Portable Diesel Equipment: Any portable diesel internal combustion engines ≥50bhp require registration documentation from California Air Resources Board (CARB) Portable Equipment Registration Program (PERP). PERP Registration numbers must be provided to 9 CES/CEIEC Air Quality Manager (530-634-2645) within three (3) days of arriving on Beale AFB. The portable equipment will be subject to inspection by FRAQMD.

Contractor Vehicles: California Vehicle Code (CVC), Section 4000, requires any vehicle which is based in California or primarily used on California highways, shall be registered in California. A nonresident owner of any commercial vehicle shall register the vehicle in this state and pay the applicable fees under this code. Vehicles must be smog tested and registered in CA within 30 days of arriving in the state, even if they have a current registration in another state. Contractors and their employees are advised that failure to have their vehicles smog tested and registered in CA within 30 days of arrival may result in enforcement action by local/state authorities.

This project will not generate or release significant particulate matter provided Feather River Air Quality Management District (FRAQMD) "Standard Mitigation Measures for All Projects" and "Fugitive Dust Control Mitigation Measures" are implemented during construction to minimize construction-related air

quality impacts. The contractor shall be required to implement these mitigation measures. No further conformity determination/analysis is required.

9. WATER RESOURCES: All equipment and vehicles must be maintained to paved/gravel surfaces or on designated access routes.

Ground disturbing work on unpaved areas is not allowed during the wet season (usually November through May). (For projects with CWA Permits: CWA Permits normally require outdoor work to be completed between 1 June and 31 October.)

Permission to work outdoors in November may be requested from 9 CES/CEIER if weather continues to be fair. 9 CES/CEIER will evaluate and approve or disapprove outdoor work requests during this time on a case-by-case basis, depending on weather conditions, weather forecast, and whether or not activities will damage soil or vegetative cover. The only outdoor work allowed for 12 hours before or after a storm event is the inspection, installation and/or maintenance of erosion controls/best management practices (BMP's).

The contractor is responsible for implementing BMP's to ensure pollutants are not released or discharged to drainage features or storm drains in project work areas, equipment/material staging areas or parking areas. The contractor shall promptly clean up any spilled materials and report any spill incident to the base Fire Department by dialing 911 from any base phone. If calling by cellular phone, dial (530) 634-8675. The contractor shall also notify 9 CES Environmental Office at (530) 301-9413. The spill shall also be reported in writing/email to the 9 CES/CEIER within 48 hours.

All equipment, vehicles, and storage of construction material and/or debris must be maintained to paved/gravel surfaces or in the designated work area. All materials, vehicle parking, and designated staging areas shall be located at least 50 feet away from drainages and other wetlands.

Herbicide use is not requested or authorized in this project.

The proposed project involves an area of 1 acre or more (approximately 8 acres) of ground disturbance. Prior to starting construction, the project engineer/contractor must determine total acreage of ground to be disturbed by clearing, grading, stockpiling, staging/lay-down area, access routes on unpaved surfaces, and/or excavation that results in soil disturbances. If the surface area to be disturbed is more than one acre, a National Pollutant Discharge Elimination System (NPDES) storm water construction permit will be required. A Storm Water Pollution Prevention Plan (SWPPP) and Risk Assessment must be prepared by a Qualified SWPPP Developer (QSD), according to the terms of the NPDES permit. The SWPPP and vicinity map must be submitted to the Beale AFB Storm Water Manager (9 CES/CEIEC, 530-634-2593) for review. Upon approval of the SWPPP, the Beale AFB Storm Water Manager will submit a Notice of Intent (NOI) to the State Water Resource Control Board (SWRCB). The 9 CES/CEIEC will require the contractor to submit an electronic copy of the SWPPP to CEIEC for uploading into the SMARTS web site. Subsequently, 9 CES/CEIEC will notify the contractor of the SWPPP fee amount and instructions for payment to the State. The SWRCB approval process takes 15-30 calendar days. Upon approval, the SWRCB will issue a Waste Discharge Identification Number (WDID #).

As required by the NPDES permitting process, the project engineer/contractor shall implement the SWPPP, train their personnel to comply with the SWPPP, and monitor the effectiveness of the SWPPP throughout the construction activities. The contractor is responsible for ensuring that all personnel involved with the project (including subcontractors) have received storm water training. The contractor shall perform weekly BMP inspections and additional inspections prior to, during and after rain events, as specified in the NPDES permit. The BMP inspector will complete an inspection checklist that shall be used to identify and record BMPs that need maintenance, that have failed, or that could fail to operate as intended. Upon identifying failures or other shortcomings, the contractor shall implement repairs and/or design changes to BMPs within 72 hours. Copies of the inspection checklists/reports will be submitted to the project engineer monthly, and copies of these reports shall remain on-site with the project SWPPP. It

is the contractor's responsibility to ensure that BMP's are implemented by a Qualified SWPPP Practitioner (QSP) according to the terms of the NPDES permit.

For the purpose of filing a Notice of Termination (NOT), construction is deemed complete only when vegetative growth covers at least 70% of the site. Contractors should assume this may take until May 15th of the year following construction completion and plan to maintain BMPs and continue permit required monitoring. Once construction is deemed complete, the contractor shall remove the temporary BMPs and notify the Beale AFB Storm Water Manager who shall initiate the NOT application with the SWRCB certifying that all State and local requirements have been met in accordance with Special Provisions for Construction Activity, C.7, of the General Permit. Dischargers who fail to obtain coverage under this General Permit for storm water discharges to surface waters will be in violation of the Clean Water Act (CWA) and the California Water Code. Any additional SWPPP renewal fees shall be the responsibility of the contractor.

All excess soil and construction debris shall be disposed of off-base. Soils to be disposed of off-base will be tested for contaminants; excess soils from Environmental Restoration Program (ERP) and Military Munitions Response Program (MMRP) sites may require additional analysis. Excess soils that are temporarily stored on-site during construction need to be covered with stabilization blankets to prevent exposure to the elements and to lessen chances of sedimentation due to storm water runoff.

This project includes construction in or near wetlands and drainages.

Impacts to waters of the U.S. and water quality shall be covered under the Clean Water Act through Nationwide Permits from the U.S. Army Corps of Engineers and a California Regional Water Quality Control Board water quality certification, respectively. A FONPA shall be submitted, because this work involves the installation of utility lines within the 100 year floodplain.

10. SAFETY AND OCCUPATIONAL HEALTH: The contractor shall ensure prior to the project start-up, an Air Force (AF) Form 103 (Base Civil Engineer Work Clearance Request, also called a "Digging Permit") is coordinated through 9 Civil Engineering Squadron (9 CES). The contractor shall comply with the conditions specified in the approved AF Form 103.

Trenching, saw-cutting, and/or grinding native rock material found in the family housing area will likely release silica-containing dust. Breathing silica-containing dust can be hazardous to workers and nearby housing residents. The contractor must use effective dust control measure to protect workers and nearby residents from respiratory exposure to silica.

Military Munitions Advisory: Past activities at Beale used a variety of munitions and related materials across most of the base property. Because of the Base's history, military munitions related material could be encountered within the project area. If any suspected military munitions related material is found, stop work in the area, move personnel away from the site, and contact the Beale Command Post (530-634-5700) and/or the Explosive Ordnance Disposal (EOD) flight (530-634-9070/530-634-9071, or 911 for emergency). Do not touch or attempt to remove any material suspected to be military munitions related. If munitions and explosives of concern (MEC) are discovered, Unexploded Ordnance (UXO) technician support will be required before the project can continue.

A Comprehensive Site Evaluation (CSE) Phase II has been conducted by the USACE. The CSE supports the MMRP. The 2012 Final Report includes evaluations of Munitions Response Sites (MRS) for related hazards and is available for review. There is no further remedial investigation or action recommended for the MRS in the project work area.

In 2007, an Explosives Safety Submission (ESS), which describes closed military ranges in and around the project area, was prepared for On-Call and On-Site Construction Support to the Military Family Housing Privatization Initiative at Beale AFB. Before starting work contact Wing Safety (SE) at (530) 634-4025 for safety requirements for working on closed military ranges. If any suspected military munitions

related material is found during field activities, stop all activities at the site and call 911. Do not touch or attempt to remove any material suspected to be military munitions related.

All construction personnel with duties involving or supervising intrusive activities (e.g., subsurface utility work, digging, grading, concrete removal, digging out footers, etc.) will be required to complete a Munitions and Explosives of Concern (MEC) awareness and identification training session that enables them to identify potential MEC, other material potentially presenting an explosive hazard (MPPEH) and munitions debris (MD) (e.g., Recognize, Retreat and Report (3R) training). Construction personnel will be strictly prohibited from picking up, moving, or otherwise handling MEC or other MPPEH.

ERP Advisory: This project is located on one or more ERP sites. Personnel working on this project site must be informed of the possibility that contaminated soil, soil-vapor, and/or groundwater may be encountered on the job site. If signs of contamination are encountered (smell, stain and/or free product), stop work and contact your Contracting Officer.

ERP UST Advisory: The contractor shall be advised there may be old UST sites near the Med Clinic (closed or undergoing investigation) on or near the project area (11-002, 11-003, and 11-004). Potential hazards at old tank sites include inconsistent compaction of, and debris in, backfill material.

An ERP waiver is not required prior to construction.

TOXIC SUBSTANCES REQUIREMENTS:
The contractor is responsible for conducting a hazardous material survey for all demolition and renovation projects, regardless of build date, prior to construction start date. The survey will be conducted by a third party, state certified consultant. Contact 9 CES/CEIEC Toxics Program Manager ((530) 634-2645) to determine the availability of historical documentation. The contractor may elect to assume all material being disturbed is hazardous, i.e. asbestos containing material (ACM), lead-based paint, or lead containing material, and not to conduct sampling on any material being disturbed.

The certified third party consultant shall comply with Beale AFB Asbestos Management and Operations Plan (AMOP) and Lead Based Paint Management and Operations Plan (LBPMOP). The current plans are available on Beale AFB eDash site:
https://eis.af.mil/cs/edash/beale/Pages%20%20Program%20Areas/Toxic%20Substances.aspx. If access to eDash is not available contact 9 CES/CEIEC Toxics Program Manager ((530) 634-2645) to obtain copies of the AMOP and/or LBPMOP. The hazardous materials consultant shall complete the following before work begins on the project:

Asbestos (Floors, Walls, Ceilings, Pipe wrap, insulation, etc.): The contractor's certified third party consultant will collect samples of suspected asbestos-containing materials and have the samples analyzed by a laboratory approved by the U.S. Environmental Protection Agency (EPA) to analyze samples for the presence of asbestos. The consultant will collect the number of samples specified in the U.S. EPA Asbestos Hazard Emergency Response Act (AHERA) for each specific type of material, such as floor tile, roofing, plaster, and joint compound.

Lead based paint (paint, ceramic tiles, etc.): The contractor's certified California Department of Public Health (CDPH) third party consultant shall perform a lead hazard evaluation as defined by Title 17 of the California Health and Safety Code. The lead content will be categorized as either high lead (lead-based paint) or lead containing (for which all EPA and CAL/OSHA regulations apply). Should the X-Ray fluorescent (XRF) test determine that there is little or no lead in a material, depending on the situation, the consultant will collect a sample of the material and have it analyzed for lead in a laboratory approved by the U.S. EPA.

PCBs (Light Ballasts, transformers): Before work begins on the project, please contact 9 CES Customer Service at (530) 634-2604/2605 to obtain transformer data. See the Hazardous Waste section for information on the disposition of fluorescent light ballasts.

Survey Report: The certified third party consultant shall produce a report that identifies the location of asbestos-containing and lead-containing materials in the buildings they inspect. The consultant will inspect and report asbestos information on a room-by-room basis. They will also identify approximate quantities of those materials in each space. The completed hazardous material survey or sufficient documentation must be submitted to the 9 CES/CEIEC Toxics Program Manager ((530) 634-2645) for approval before work starts.

Health and Safety Plan**:** The contractor must submit a Health and Safety Plan (HSP) and an Asbestos Work Plan that includes worker health and safety practices for the required activities. The HSP must include valid certificates for each worker involved in the asbestos and lead removal operations showing they have completed required AHERA and Cal OSHA training requirements. A copy must be provided to the 9 CES/CEIEC Toxics Program Manager ((530) 634-2645).

Asbestos NESHAP Notification: The following are instructions for submitting a Notification of Intent to remove or abate asbestos-containing material (ACM) at Beale AFB. The notification must be filed by the abatement contractor a minimum of ten (10) work days prior (or as soon as possible) to commencing any asbestos abatement project. Notification must be made on all demolition projects and renovation projects that require the removal or disturbance of equal to or more than 160 square feet, 260 linear feet or 35 cubic feet of regulated ACM.

The Asbestos NESHAP regulation, CFR Title 40, Section 61.145, requires written notification of all demolition or renovation operations that disturb the regulated quantities listed above. The notification is required for demolition even if there is no asbestos present. Only complete notification forms are acceptable. Incomplete notification can result in enforcement action. The notification must be type written and postmarked, faxed, or delivered no later than 10 work days before the start of demolition or asbestos removal activity. The notification form and instructions are found at http://www.arb.ca.gov/enf/asbestos/asbestosform.htm.

Mail original to:
Mr. Kingsley Adeduro
U.S. EPA – Region IX
Asbestos NESHAP Notification (Air 5)
75 Hawthorne Street
San Francisco, CA 94105

Send Copy or Fax to:
California Air Resources Board
Enforcement Division
Asbestos NESHAP Notification
ATTN: Ahmad Najjar
P.O. Box 2815
Sacramento, CA 95812
Fax: (916) 445-5745

Fax a copy of the Notification to the following offices, the same day the regulatory agencies are notified:

- 9 CES/CEIEC Asbestos Program Officer (APO) at (530) 634-2845
- 9 MDOS/SGOAB, Bioenvironmental Engineering (530) 634-2045
- Feather River Air Quality Management District (FRAQMD) (530) 634-7660
- The AFGE, Local 2025 Safety Officer (530) 634-0723

The contractor must comply with the Asbestos NESHAP regulation, and provide copies of all notification forms to 9 CES/CEIEC prior to sending them to the regulatory agencies. For further information, please contact 9 CES/CEIEC Toxics Program Manager ((530) 634-2645).

The contractor must adhere to applicable AHERA, EPA, NESHAP and OSHA laws and regulations when working in areas with asbestos or lead hazards. Contact 9 CES/CEIEC Toxics Program Manager ((530) 634-2645) for additional information if needed.

11. HAZARDOUS MATERIALS/WASTE:
Hazardous Material (HAZMAT) Authorization and Usage Tracking:

Air Force regulation (AFI 32-7086 § 2.5.5) requires that all hazardous materials obtain prior authorization through the Hazardous Materials Management Process (HMMP) before the material is brought on base. "Hazardous material" means any material for which there is a manufacturer Material Safety Data Sheet (MSDS) that lists hazardous ingredients, including common construction materials such as – paints, cement, asphalt, fiberglass or foam insulation; lead acid batteries; herbicides such as Roundup, etc. Usage data of approved materials must be reported for tracking in the Enterprise Environmental, Safety, and Occupational Health - Management Information System (EESOH-MIS).

For any work requiring the use of materials that have an MSDS (hazmats), contractors must complete and submit the following worksheets (attached):

1. Contractor Profile Worksheet: Allows the Installation HMMP team to annotate basic contractor information and will serve as a record that contractors were assessed for reporting requirements. Serves as a "Cover Sheet" to the contractor provided authorizations and tracking worksheets.

2. Transient Contractor Abbreviated Authorization Worksheet: This worksheet should be completed by the contractor for each hazardous material they will be using on the installation.

3. Transient Contractor HAZMAT Usage Worksheet: Promptly return to the Contracting Officer on the reporting end date or at the conclusion of the contract period, whichever comes first.

If the contractor needs to bring a material on the installation that was not included in the original Hazmat listing, the contractor must first notify the Contracting Office and obtain authorization prior to bringing it on base. The contractor is responsible for removal of all unused Hazmat. Leave no excess Hazmat or empty containers on site following completion of project.

Direct any questions to the base Hazardous Materials Program Manager, Christopher Galloway (530-634-3987, christopher.galloway.2.ctr@us.af.mil)

Hazardous Waste: The contractor must properly dispose of all hazardous waste and nonhazardous waste generated. All hazardous waste characterization/shipping/disposal must abide with Federal, state, local and military regulations. The *Resource Conservation and Recovery Act (RCRA)* sets certain minimum standards for waste management. States have more restrictive requirements than RCRA.

If asbestos-containing material is removed, proper disposal is required. Project contract must include wording that states the contractor will be responsible for asbestos removal and disposal, and costs incurred. The contractor must implement required worker safety and environmental controls to ensure safe handling and disposal of asbestos materials/wastes.

Waste paint/primer chips/liquid/debris must be properly characterized for hazardous waste properties or constituents (CCR Title 22 metals, toxicity, TPH or other listed hazardous wastes) and may require disposal as hazardous waste. Hazardous wastes must be controlled to prevent release into the environment or sanitary sewer.

Proper identification/containerization/labeling for hazardous wastes must occur during all painting, paint removal, blasting, scrubbing and clean-up processes (thinner activities, waste paint activities, dirty rags/debris and all other processes which generate hazardous wastes). Accumulated hazardous wastes must be stored and labeled in accordance with Federal, state, local and military regulations.

At completion of work, the contractor will not leave paint, primers or other chemicals behind at the worksite. All chemicals shall be retained by the contractor at completion of work.

Fluorescent tubes, mercury thermostats, and fluorescent light ballasts may be present in the facility and must be disposed of properly (as Universal Waste or hazardous waste, depending on the item and its condition).

Disposal of polychlorinated biphenyls (PCB) contaminated fluorescent tube ballasts: Ballasts without a "NO PCB" sticker or label must be disposed as hazardous waste. The drums of ballast must be hazardous waste manifested off base, by an approved hazardous waste hauler, to an approved disposal facility. All ballasts shall be separated as to "PCB" and "No PCB." Both "PCB" and "No PCB" ballasts shall be properly disposed of. Non PCB ballasts may require recycling or special disposal rather than in regular trash. 9 CES/CEIEC will provide manifest generator date and sign the hazardous waste manifest before the drum leaves the base.

Disposal of Treated Wood Waste (TWW): TWW is hazardous waste according to California hazardous waste control law (CCR Title 22, div. 4.5, ch. 34). TWW must be accumulated/stored and disposed of according to California TWW regulations. TWW may contain hazardous chemicals that pose a risk to human health and the environment. Arsenic, chromium, copper, creosote, and pentachlorophenol are among the chemicals added to preserve wood. Accumulation locations and start dates for TWW must immediately be coordinated with the base environmental office (9 CES/CEIEC). Sawdust from cutting TWW must be collected and managed as TWW. TWW accumulations must be properly labeled in accordance with California TWW regulations. Disposal of TWW must be coordinated with the base Environmental Office. Copies of landfill weight tickets must be sent to the base environmental office. 530-634-2644.

Store TWW off the ground by placing it on blocks, on concrete surfaces, or in containers. Do not store TWW beyond allowed limits (90 days – block and tarp, 180 days – containment pad, 1 year – container and storage building). Cover TWW during inclement weather to prevent rain water from leaching chemicals out of the TWW. Accumulate TWW away from public access. Contact 9 CES/CEIEC if planning to reuse the removed TWW to ensure compliance with existing hazardous waste laws. Keep TWW from mixing with other waste. Train employees involved in TWW handling and keep the training records for three years. (Training shall include applicable requirements of Cal/OSHA and regulations relating to hazardous waste, methods for identifying and segregating TWW, safe handling practices, requirements of TWW management; and proper disposal methods). Label all TWW bundle/shipments with the following information.

TREATED WOOD WASTE – Do not burn or scavenge.

TWW Handler Name:_____

Address:_____ **Accumulation Date:**_____

Hazardous Waste Disposal: The contractor shall submit a hazardous waste profile to the 9 CES/CEIEC for all hazardous wastes generated, before removing them from the installation. At least two working days prior to transporting hazardous wastes off the installation, the contractor shall make an appointment to deliver all hazardous waste manifests to 9 CES/CEIEC for checking and signature (phone 530-634-2644, 530-634-4452 or 530-634-2344). Hazardous waste to be shipped off site shall be inspected by 9 CES/CEIEC before leaving base. The contractor shall provide the properly completed hazardous waste manifest to 9 CES/CEIEC, 6601 B Street, Beale AFB CA 95903-1708, for signature and mailing to the state. The contractor must follow the same procedures when disposing of non-hazardous asbestos waste on "Non-Hazardous Waste Manifests".

Tanks/Oil Bulk Fuel Storage Containers: The project description does not identify any requirements for tanks, oil or bulk fuel storage containers. The contractor is not authorized to bring these onto base or install them without prior written approval from the 9 CES/CEIEC Tank Program Manager (530-634-2832). Bulk storage containers are containers with a capacity of 55 gallons or greater. Oil is oil of any kind, i.e., vegetable, synthetic, animal, ethanol blends containing any petroleum or petroleum products.

12. BIOLOGICAL RESOURCES:
Vernal pool fairy shrimp (*Branchinecta lynchi*) and vernal pool tadpole shrimp (*Lepidurus packardi*) have not been recorded in any of the vernal pools within 250 feet of the proposed project areas. Although wetland features within 250 feet of the project area have not been sampled for sensitive shrimp species,

vernal pools within 484 feet of the project area were sampled in 1996, and no shrimp were found. There is one vernal pool within 20 feet of the southwestern end of Segment 1; however, this pool is higher in elevation than the construction area.

There are six vernal pools within 175 feet, two swales within 68 feet, and two wetlands within 25 feet of the communication line running from the new pump station in Ryden Park to Gavin Mandery Drive. The wetlands and swales are not likely habitat for vernal pool species. While the vernal pools are lower in elevation than the construction area, trenching work for the communication line would be contained within road shoulders and other previously-disturbed areas, and would be shallow enough that it should not penetrate the hard pan subsurface layer in this area.

Potential threatened and endangered species habitat and seasonal wetlands are located in the project vicinity. To ensure protection of vernal pools and seasonal wetlands in the project vicinity, the contractor shall mark boundaries of work and staging areas with orange construction fencing before construction begins to ensure vehicles, equipment and personnel do not enter areas that have the potential to be occupied by endangered species or their habitat. If such barriers are necessary, the location of these barriers will be determined by 9 CES/CEIER at the time the AF Form 103 is processed. Vehicles, equipment and personnel will be restricted from these areas. The contractor shall remove orange construction fencing within 60 calendar days of construction completion.

All trenches and/or holes that will be left open at the end of the day will be covered until work begins the next day to avoid trapping wildlife.

To protect birds under the Migratory Bird Treaty Act, a pre-construction site survey must be performed by a qualified biologist at least 14 calendar days before construction to determine whether any protected species are present on or near the site. If protected birds are present and nesting on or near the site, construction may be temporarily postponed until the nesting season is over. Contact CEIER at least 30 calendar days in advance to arrange the pre-construction site survey.

Other measures which may be necessary if protected species are found on or near the site during the pre-construction survey include: (1) the contractor may be prohibited from disturbing areas within a specified distance of owl burrows or bird nests; (2) the contractor may be required to shut down or restrict activities during breeding and nesting seasons; (3) construction may be temporarily delayed while birds are encouraged to relocate away from the construction area. The contractor should be advised of these possibilities in contract documents.

Consultation with U.S. Fish and Wildlife Service (USFWS) is required to assess potential impacts to threatened or endangered species. An informal consultation with the U.S. Fish and Wildlife Service (USFWS) has been completed resulting in a determination of Not Likely to Adversely Affect (NLAA). Threatened and endangered species and/or their habitat have not been identified within the project footprint. There are no wetlands or vernal pools within the project footprint; however, there are several wetlands, swales, and vernal pools within 250 feet of the project footprint. No indirect impacts to these wetlands, swales, and vernal pools are expected as a result of the project.

Construction activities must comply with all environmental protection/avoidance measures identified in the consultation and biological opinion.

Trees: All trees scheduled for preservation shall be temporarily fenced during construction. Fencing shall be installed prior to the commencement of construction and shall remain in place until all construction is completed. As a minimum, fencing shall be located at the edge of the root zone. The root zone is determined to be the entire ground surface located underneath the tree canopy, commonly referred to as the drip line of the tree. Fencing shall consist of chain link or plastic link fence. Fencing shall be rigidly supported and maintained during all construction periods at a minimum height of 4' - 0", above grade. Fenced areas shall not be used for material stockpile, storage or vehicle parking. Dumping of building materials, chemicals, concrete products or garbage shall be prohibited within the fenced area. Do not attach anything to the tree's limbs or trunk, or cause injury to the bark. Do not irrigate within the root zone

of native oak trees. Fenced areas under trees shall be maintained in a natural condition and soils shall not be disturbed or compacted. All trees required to be fenced shall be clearly marked. The marking will notify inspectors that the subject tree or tree(s) are to be fenced at all times during construction.

Trenching near trees shall be kept outside of the tree canopy ("dripline") wherever possible. Trench routes shall be clearly marked to avoid or minimize impacts to trees. Where trenching under the tree canopy is unavoidable, it shall be kept as far from the trunk as possible. Vehicle and equipment traffic and material stockpiles shall be kept outside of tree canopies. Removal of tree limbs shall be allowed for safety purposes only.

The removal of any live trees requires the approval of the 9th Mission Support Group Commander's (9 MSG/CC) When removal of native trees becomes necessary, the loss of trees will be mitigated at a three-to-one ratio, followed by at least two years of maintenance (watering and weeding). Mitigation of trees will adhere to the Conceptual Pre-Restoration Plan for the Dry Creek Riparian Area, Beale AFB, 20 September 2011. Mitigation costs will be incorporated into the cost of the project unless a contractor damages or destroys a native tree or shrub (unplanned), then the contractor is responsible for the mitigation at no added cost to the government.

If the project includes removal of any trees, the contractor is advised to remove the trees or tree limbs between August and early November, outside of bird nesting season and the wet season. Trees may not be removed or limbed during nesting season unless a qualified biologist from 9 CES/CEIER determines there are no active bird nests present.

9 CES/CEIER has first right of refusal for any saleable firewood cut down during project construction. Contact 9 CES/CEIER (530-634-2738) to determine disposition of possible firewood.

Ensure all landscape plants are approved for planting at Beale AFB before they are purchased. Reference: Beale AFB 2008 Integrated Natural Resource Management Plan, and the 2009 Beale Design Compatibility Guide.

All vegetated areas disturbed by construction shall be re-vegetated with a 9 CES/CEIER approved seed and mulch prescription. All landscaped areas disturbed by construction shall be restored to their original condition or better, e.g., sod, trees and shrubs, mulch replaced along with any irrigation systems, natural or manmade drainage ways.

Erosion control near or around wetlands will be done by hand and the soil must be scarified/textured (not compacted flat) to allow easier seed rooting.

Work crews must receive environmental awareness training and follow all environmental requirements identified in this AF 813 and any associated permits.

13. CULTURAL RESOURCES:
There are recorded cultural sites in the vicinity of the Dry Creek Sanitary Sewer Line Upgrade project area, but these are not expected to be disturbed during construction. A field survey of the project area shall be conducted prior to construction to confirm the absence of cultural resources within the proposed project footprint. Standard Operating Procedures contained in the Integrated Cultural Resources Management Plan for Beale AFB would be followed in the event of inadvertent discoveries of archaeological resources during ground-disturbing activities. Consultation with the State Historic Preservation Officer (SHPO) has been completed for the proposed project, resulting in the SHPO's concurrence with a finding of "No Historic Properties Affected."

Consultation with local Native American Tribes has been initiated to ensure protection of cultural resources.

Previously unidentified subsurface archaeological deposits might exist within the work area boundary. If any cultural remains are inadvertently discovered, stop all ground disturbing work at the point of

discovery, plus a 25-meter buffer exclusionary area. Care will be exercised when leaving the discovery area so as not to further disturb the cultural items. Immediately notify the Beale AFB Environmental Office (9 CES/CEIER) and the Contracting Officer. Work within the exclusionary area will not resume until the Cultural Resources Manager provides authorization to the contracting officer. Unauthorized excavation, removal, damage, alteration, or defacement of archaeological resources on USAF property is prohibited, and punishable by civil and criminal penalties.

14. GEOLOGY AND SOILS:
All excess soils removed during construction must be sampled to identify any contamination and then reused appropriately or disposed of off-base at an approved disposal, recycling or other authorized facility.

Reuse of excess soils either at the project site or at another site on or off base shall be considered on a case-by-case basis by 9 CES/CEIE. If reuse of soil from a construction site is intended, the AF Form 813 must state the plans for reuse. The following assumptions regarding excess soils may be used for project planning purposes:

- If excess soils generated from any construction site are less than 1 cubic yard, the soils may be spread at the project site with proper erosion controls and other environmental protection measures in place.
- If excess soils generated from any construction site are over 1 cubic yard, sampling and analysis will be required and must be coordinated with 9 CES/CEIE (530-634-3176). The analytical results will determine whether the soils may be reused or whether they must be disposed of off-base.
- If excess soils generated from construction site are within an Environmental Restoration Program (ERP) site (or other known contaminated site) and are over 1 yard, the soils may not be reused at the project site or anywhere else on-base. Sampling and analysis will be required to ensure proper characterization/disposal and must be coordinated with 9 CES/CEIE (530-634-3176).

Soil characterization and disposal (including hazardous wastes) are the contractor's responsibilities and must be coordinated with 9 CES/CEIE (530-634-3176). Sample analyses must be performed by a California Department of Public Health Environmental Laboratory Accreditation Program (ELAP) certified laboratory. Laboratory results shall be evaluated by a 9 CES/CEIE representative before disposal off-base. The number of samples required depends on the volume of the soil and is determined by following the Recology "Sampling Requirements and Acceptance Criteria" guidance document (http://www.recologyostromroad.com/pdf/Ostromcriteria.pdf). All samples require the following analyses at a minimum:

- CAM 17 (metals)
- Total Petroleum Hydrocarbons (TPH) – EPA 5030, 3550 and 8015
- Volatile Organic Compounds (VOCs) – EPA 8260

Soils removed from ERP and/or Military Munitions Restoration Program (MMRP) sites may require additional analyses for site-specific contaminants.

The contractor shall pay for the proper disposal of any excess soils requiring disposal off-base. Soil to be disposed of at Ostrom Road Landfill must be coordinated with Recology, Inc. (707-678-1492). Recology, Inc. requires the contractor to coordinate sampling and analysis directly with them prior to sampling. Recology, Inc. may request additional testing after they review the initial analysis. The contractor shall pay for all sampling.

Due to the possibility of chlordane and/or dieldrin in soils around housing units constructed through 1988, demolition/renovation work around housing units must be conducted to minimize impacts to the surrounding soil. If soil is excavated to remove a foundation, the soil must be immediately returned to the excavation after the foundation is removed. The intent of this is to ensure the chlordane remains in the specific location it was applied. Under no circumstances will soils be removed from the site or stockpiled for disposal. Excess soils that are temporarily stored on-site during construction need to be covered with

stabilization blankets to prevent exposure to the elements and to lessen chances of sedimentation due to storm water runoff.

ERP Infrastructure Advisory: The contractor shall be advised that ERP monitoring wells, conveyance piping, etc. located near the project must be avoided. Damaged or destroyed ERP infrastructure must be replaced by the contractor at no additional cost to the government.

15. SOCIOECONOMIC: If awarded and constructed, this construction project will provide construction employment opportunities within the local community for months to years.

16. OTHER:
Cost-effective reduction of solid waste through reuse, recycling, and other landfill diversion efforts is mandated by Executive Order 13423, DoD and Air Force policy and the Beale AFB Integrated Solid Waste Management Plan (ISWMP). The ISWMP is located on Beale's eDASH website or contact 9 CES/CEIE at 530-634-3176 for a copy.

a. The Contractor shall be responsible for the proper collection, transport, and disposal of all construction and demolition debris resulting from the project, except for scrap metal. The Contractor shall ensure construction and demolition debris is removed from the site within the allowable storage time limits stated within Title 14 of the California Code of regulations (CCR). Material remaining on site past these limits is considered to be unlawfully disposed of unless done with proper permits in coordination with the Local Enforcement Agency.

b. The Contractor shall turn in scrap metals (copper pipe, copper wire, aluminum and sheet metal) to the 9 CES/CEIE Qualified Recycling Program for recycling. The Contractor shall contact the 9 CES/CEIE Recycling Program Manager at (530) 634-3176 at least one week prior to the start of the project to arrange for a scrap metal bin to be delivered to the Contractor's work site. The Contractor shall segregate scrap metals and place in the scrap metal bin. The Contractor shall notify 9 CES/CEIE when bins need to be removed or replaced. Bins shall be removed and replaced within 48 hours of a request. The alternate 9 CES/CEIE contact number for scrap metal turn-in is (530) 634-4452.

   Exceptions to this policy can be made to allow the Contractor to take responsibility for recycling scrap metal and to retain the proceeds themselves. However, the Contractor must demonstrate that the proceeds from scrap metal recycling are used to offset project costs.

c. Any equipment or material generated through the project that contains hazardous components/chemicals, or requires special management and disposal procedures (i.e. oil filled equipment, soil, construction and demolition debris, treated wood, electronics, etc.), will be disposed of using project funds or remain in the control of the contractor unless the government has designated a specific reuse of the components/chemicals and/or has a 9 CES/CEIE approved plan, compliant with all regulatory and DoD requirements, for its storage and management.

SOLID WASTE QUARTERLY REPORTS:
All projects require the Contractor to report the following data on a quarterly basis (first week of Jan, Apr, Jul, and Oct) through the completion of the project. The Contractor shall report this information to the Contracting Officer, the 9 CES/CEN project manager, and the 9 CES/CEIE recycling program manager (530-634-3176). Attached is a report template (Beale Solid Waste Diversion and Disposal Report Template_28 Jan 2014). *Attach Template*

a. The amount of debris disposed of by landfill and the amount of debris diverted from the landfill. The amount reported should be in tons or pounds. Report by each material type (asphalt, concrete, drywall, metal, wood/lumber, glass, cardboard, green waste, carpet, plastic, etc.). This does not include material that is placed in receptacles provided by the base refuse disposal contract.

b. The costs associated with debris disposal by landfill (container rentals, transportation, tipping fees, etc.) and the costs/revenues associated with landfill diversion (material segregation, container rentals, transportation, recycling proceeds, recycling facility charges, etc.).

All projects require the Contractor to comply with the DoD, AF, and Beale Green Procurement Program (GPP). The GPP requires the purchase of green products to the maximum extent practicable, consistent with the requirements of relevant Federal Green Purchasing Programs, including Section 6002 of the Resources Conservation and Recovery Act (RCRA), Section 9002 of the Farm Security and Rural Investment Act, the Energy Policy Act of 2005, and Executive Order 13423. Green procurement includes the acquisition of:

- EPA-designated recycled content products (the CPG List – *Comprehensive Procurement Guidelines*);
    - Examples include insulation, carpet, concrete, ceiling/floor tiles, roofing materials, etc. Go to http://www.epa.gov/epaoswer/non-hw/procure/products.htm for more info.
- Environmentally preferable products and services;
- Bio-based products, energy- and water-efficient products;
    - Potential applications for bio-based products in construction projects include building panels, composite countertops, flooring, and concrete form release agents.
    - Energy efficient products that must be specified for construction projects include energy and water conserving products such as HVAC systems, chillers, boilers, air conditioners, heat pumps, furnaces, commercial and residential appliances. Energy efficient construction materials include windows, roof products, doors, skylights; pumps, motors and transformers; lighting products (exit signs, fluorescent lamps and ballasts, industrial luminaries, lighting controls); electronic equipment – efficient while operating and also in standby power mode (computers, monitors, printers, copiers, fax machines); and water efficient products (faucets, showerheads, spray valves, toilets and urinals).
- Alternatively fueled and fuel efficient vehicles, and alternative fuels;
- Products using renewable energy;
- Alternatives to hazardous or toxic chemicals (such as ozone depleting substances, EPA Priority Chemicals, etc.).

The Contractor shall report the products to be purchased as a part of this contract that qualify for the GPP and either document that the purchases comply with GPP requirements or justify a decision not to procure products compliant with GPP requirements. Valid justifications must be based upon the inability to acquire the product in a timely manner or at a sufficient level of competition, at a reasonable price, or to satisfy the technical/performance requirements. The Contractor shall report this information to the Contracting Officer, the 9 CES/CEN project manager, and the 9 CES/CEIE GPP manager (530-634-3176). Attached is a report template (Beale Green Procurement Tracking Form_4 Feb 2014). *Attach Template*

Environmental Management System (EMS) Requirements: Executive Order 13423 and AFI 32-7001 require all military, civilian, and contractor personnel, who work for or provide services to Beale Air Force Base (BAFB) understand the environmental requirements that apply to their daily duties and receive the commensurate level of environmental education and training for those duties. Personnel will begin by completing EMS General Awareness Training prior to project commencement, so they may accurately identify the environmental aspects related to their daily activities. If personnel have already begun work on BAFB they shall complete the training as soon as feasibly possible. Personnel are responsible for maintaining proof of completion for this training. EMS General Awareness Training can be completed at the Environmental, Safety, and Occupational Health Training Network (ESOHTN). Instructions for registering at ESOHTN are listed below. Contact 9 CES/CEIEC at (530) 634-2642 with any questions.

1. Go to the website: http://esohtn.com and click on "**Enter**"
2. Click on the title of your Command (ACC).
3. At the welcome page, click on "**Enter**"

4. At the login screen, locate the box on the right side that is labeled, "**Register - New Users.**"
   -- Enter **esohtn** into the **Registration Password** box.
   -- Click on Create an Account.
5. For the next several screens, enter the information in the boxes as requested.
6. Read the disclaimer and if you agree, click on "**I Agree**" to complete your registration.

SECTION 1. Contract Information

1. Type of Contract: ☐ Transient ☐ Embedded		2. Contract No.
3. Contract Type: ☐ Construction - MILCON ☐ Construction - SABER ☐ Services ☐ CLS ☐ BOS ☐ Other, explain	4. Contract Office ☐ Base Contracting ☐ AFCEE ☐ COE ☐ ROICC ☐ Red Horse ☐ Other, explain	5. Contract Award Date: 6. Contract End Date: 7. Will GPC be used? ☐ Yes ☐ No
8. Project Description:		
9. Contractor Name and full Address:		

Name	Orgn/Office	Email	Phone
10. Contracting Officer			
11. QAE			
12. COTR			
13. *Other*			
14. *Other*			

15. Will hazardous materials be used in the performance of this contract? ☐ Yes ☐ No

16. Will hazardous waste potentially be generated during the performance of the contract? ☐ Yes ☐ No

17. Who is responsible for hazwaste disposal?

18. Remarks:

SECTION II. FOR IHMP USE

19. Tracking requirement: ☐ Yes ☐ No	20. Shop Code:	21. Servicing Hazmart:

22. Reporting Frequency: ☐ weekly ☐ bi-weekly ☐ monthly ☐ quarterly ☐ end of contract

23. Provide Reports to:

24. Additional Reporting Instructions

25. Date of closeout report:	26. Closeout Inspection ☐ Yes ☐ No

Complete one form per material, attach MSDS and return to contracting officer when complete.	
1. Contractor Name:	
I. Material Information	
2. Material Stock Number (MSN, if known):	
If attaching an MSDS, skip to Container Unit/Size/Pkg below	
2a	Part Number/Trade Name:
2b	Manufacturer Name:
2c	City & State:
3	Container Unit/Size/Pkg (e.g. 55 GL DR, 1 LB CN):
4	Type of Container (e.g. metal drum, plastic jar, paper bag, etc.):
5	Is the container a pressurized aerosol can? [O] Yes [O] No
II. Process Information	
6. Process Description (How will the material be used? Continue on back if needed):	
7. Application method (brushed, sprayed, poured, squeezed, etc):	
8. Location where work will be accomplished (answer one):	
8a	Building Number:
8b	New Construction:
8c	Other (explain):
9. Will material be stored overnight on base? [O] Yes [O] No	
9a	If yes, location:
9b	If yes, maximum amount (number of containers) stored:
10. Will this material generate a waste stream (excess, empty containers, etc)? [O] Yes [O] No	
10a	If yes, describe the expected waste:
10b	If yes, location where waste will be collected:
10c	If yes, method of disposal:
III. Submitter Information	
11. Name:	12. Date:
13. Title:	14. Phone:
Return this completed worksheet and attached MSDSs to the contracting officer	

IV. IHMP INSTRUCTIONS	
15. Tracking requirement: [ ] Yes [ ] No	
16. Rationale if no requirement: [ ] No hazardous materials [ ] Exempt on Base [ ] Consumer Commodity per 29CFR 1910.1200 Other (explain):	
17. Local Process Name	
18. Process Name	18. Process Type
V. ENVIRONMENTAL REVIEW	
19. Environmental Comments	
19a. Name	19b. Date
VI. BIOENVIRONMENTAL REVIEW	
20. Bioenvironmental Comments	
20a. Name	20b. Date
VII. SAFETY REVIEW	
21. Safety Comments	
21a. Name	21b. Date

TRANSIENT CONTRACTOR HAZMAT USAGE WORKSHEET

1. Shop Code:	2. Contractor Name:	3. Page of
4. Reporting Start Date:	5. Reporting End Date:	

HAZMAT USAGE INFORMATION

Enter the total amount of containers used (round up for partials) used during this reporting period

6. MSN	7. Container Size	8. Part Number/Trade Name	9. Manufacturer	10. Local Process Name	11. Amt Used

Continue on another sheet if required.

Profile Worksheet Instructions

Purpose: This worksheet will allow the IHMP to annotate basic contractor information and will serve as a record that contractors were assessed for reporting requirements. This Profile sheet will serve as a "Cover Sheet" to the contractor provided authorizations and tracking worksheets.

Block No	Block Description	Action Required
1	Type of Contract	Check type of Contract. Transient Contractors are typically short-term contractors to include construction. This form is intended for Transient Contractors, however, there may be a circumstance where it would be applicable to an embedded contractor
2	Contract No	Enter Contract Number
3	Contract Type	Check the type of Contract. If Other , explain.
4	Contract Office	Check the contracting office managing the contract. If Other, explain.
5	Contract Award Date	Enter the contract award date
6	Contract End Date	Enter the contract end date
7	Will GPC be used	Check whether a Government Purchase Card will be used
8	Project Description	Describe the general scope of the project
9	Contractor Name and Full Address	Enter the Primary Contractor Company name and full address
10, 11, 12	POC Information	Enter name, organization/office symbols, email and phone for the Contracting Officer (CO), Quality Assurance Evaluator (QAE), and Contract Officer Technical Respresentative (COTR).
13, 14	POC Information	Enter information for other contact personnel
15	Will Hazardous materials be used in the performance of this contract?	Check yes or no. Hazardous materials are any materials with an Material Safety Data Sheet (MSDS) or Safety Data Sheet (as applicable)
16	Will hazardous waste potentially be generated during the performance of the contract?	Check yes or no.
17	Who is responsible for hazwaste disposal?	Indicate the organization/company responsible for removing any hazardous waste generated as a result of the contract performance, for example, Company or Installation Hazwaste Office. Note: Hazwaste disposal responsibilities should be stipulated in the contract.
18	Remarks	Remarks concerning hazardous material use or environmental impacts related to the contract performance
Section II. IHMP USE		
19	Tracking Requirement	Check No if the contractor has indicated there are no hazardous materials used in the contract performance. Check Yes if after review of the contractor MSDSs and Authorization submittals it is determined there is a tracking requirement in EESOH-MIS
20	Shop Code	Enter the EESOH-MIS Shop Code that will be used to track the contractor hazmat use
21	Servicing Hazmart	Enter the EESOH-MIS Hazmart that will track the contractor hazmat use
22	Reporting Frequency	After review of the contractor MSDS and Authorization submittals, determine the Usage reporting frequency
23	Provide Reports to	Indicate to whom the contractor will directly provide the usage reports
24	Additional Reporting Instructions	Indicate any additional reporting instructions
25	Date of Closeout Report	Enter the date of the contractor final hazmat usage report.
26	Closeout Inspection	Enter No, if no closeout inspection is required Enter Yes if a closeout inspection is required and any other information such as date attended and inspection results.

Authorization Worksheet Instructions

Purpose: This worksheet should be completed by the contractor for each hazardous material they will be using on the installation

Block No	Block Description	Action Required
1	Contractor Name	Enter the Primary Contractor Company Name
2	Material Stock Number	If known, enter Material Stock Number, otherwise leave blank. The IHMP will provide this number if this material requires reporting.
2a	Part Number/Trade Name	Skip to block 5 if attaching an MSDS, otherwise be as accurate as possible entering part number and trade name
2b	Manufacturer	Enter the manufacturer company name as stated on the MSDS
2c	City & State	Enter the manufacturer company city and state location as stated on the MSDS
3	Container Unit/Size/Pkg	Enter the Container unit quantity, unit descriptor, and type of package for the material, e.g. 55 GL DR, 1 LB CN
4	Type of Container	Enter the kind of container the material comes in, such as metal drum, plastic jar, paper bag, etc.
5	Is the container a pressurized aerosol can?	If the container is a consumer type aerosol can and the contents are pressurized and dispensed through a valve, answer yes. Otherwise answer No.
6	Process Description	A brief but detailed description of how the material will be used. This will typically require at a minimum what you are doing with the material, what you are doing it to (end item), and how you are doing it. Other information such as location or frequency may be included. For example, painting exterior lights with a brush, or lubing lawn mowers with grease gun quarterly. Use as much space as needed to accurately convey the process, and continue on an extra sheet if required.
7	Application Method	Short description of how the material will be applied (should match what was included in block 8, Process Description. Examples include, brush, roller, HVLP gun, rag, hand, power washer, etc.)
8	Location where work will be acomplished	Answer one of the following blocks (10a - 10c)
8a	Building Number	If the work will be accomplished in a specific building on base, enter a building number. If the work will be done in close proximity to a building (but not on or in it), use the building number as a reference and attach a site drawing of the location.
8b	New Construction	Describe where the new construction will happen, and attach a site drawing of the location.
8c	Other	If the location does not fall in the first two categories above, such as base-wide, resurfacing first street, environmental remediation of base areas, etc, describe area and attach a site drawing of the location if applicable.
9	While material be stored overnight?	If contractors bring their material each day and is not stored on base, this would be no--skip to block 12. If the contractor has a storage area on base to keep material stock available, this would be yes.
9a	If Yes, Location	Provide the location (building number or other site description) where the material will be stored.
9b	If Yes, Maximum Amount (number of containers) Stored	Provide the highest number of containers that is expected to be stored at any one time at this location.
10	Will this material generate a waste stream (excess, empty containers, etc)?	Enter yes or no if this material is expected to generate a waste. Wastes include empty, partially filled or leftover full containers, spills, cleanup rags, used applicators, etc. If no, skip to block 13.
10a	If Yes, Describe the Expected Waste	Provide a short description of the expected or typical waste generated by this material in the process described in block 8.

Authorization Worksheet Instructions

10b	If Yes, Location Where Waste Will Be Collected	Provide the location where the waste will be accumulated pending proper disposal. Attach a site drawing if applicable.
10c	If Yes, Method of Disposal	Provide expected method of disposal, such as manifest to an approved hazardous waste treatment, storage and disposal facility.
11	Name	Enter the submitter's name.
12	Date	Date of submission.
13	Title	Submitter's Job Title
14	Phone	Submitter's Phone
Section IV. IHMP Instructions		
15	Tracking requirement	Enter Yes, if the IHMP determines there is a tracking requirement in EESOH-MIS
16	Rationale if no requirement	Enter the rationale for excluding a submitted material from tracking. Either select the appropriate check box or write the rationale.
17	Local Process Name	If tracking is required, enter the Local Process Name for EESOH-MIS data entry
18	Process Name	If tracking is required, enter the Process Name for EESOH-MIS data entry
19	Process Type	If tracking is required, write the Process Type for EESOH-MIS data entry
20	Environmental Review	Enter any comments and conditions of use. Note: if the material will have restrictive conditions of use or requires disapproval, this must first be coordinated with the Contracting Officer.
20a	Name	Name of reviewer
20b	Date	Date of review
21	Bioenvironmental Review	Enter any comments and conditions of use. Note: if the material will have restrictive conditions of use or requires disapproval, this must first be coordinated with the Contracting Officer.
21a	Name	Name of reviewer
21b	Date	Date of review
22	Safety Review	Enter any comments and conditions of use. Note: if the material will have restrictive conditions of use or requires disapproval, this must first be coordinated with the Contracting Officer.
22a	Name	Name of reviewer
22b	Date	Date of review

Usage Worksheet Instructions

Block No	Block Description	Action Required
Promptly return to the Contracting Officer on the reporting end date or at the conclusion of the contract period, whichever comes first		
1	Shop Code	Enter the EESOH-MIS Shop Code that will be used to track the contractor hazmat use
2	Contractor Name	Enter the Contractor Name
3	Reporting Start Date	Enter the Reporting Start Date
4	Reporting End Date	Enter the Reporting End Date
HAZMAT USAGE INFORMATION		
For Sections 5 through 10 enter the total amount of containers used during the reporting period (round up for partials). An entry is required for each item that required tracking used during the reporting period. No entry is necessary if the material was not used. Attach MSDSs for any changes in material used.		
5	MSN	Enter the Material Stock Number (MSN) provided on the Authorization Form for the material used during the reporting period
6	Container Size	Enter the Container unit quantity, unit descriptor, and type of package for the material, e.g. 55 GL DR, 1 LB CN
7	Part Number/Tradename	Enter the part number and/or tradename of the material used.
8	Manufacture	Enter the manufacturer name of the material
9	Local Process Name	We haven't given this to them
10	Amount used	Enter the number of containers used in the reporting period

BEALE AFB SOLID WASTE DIVERSION AND DISPOSAL REPORT

Date Submitted:		Period Covered by this Report:	
Company Name:	POC: Phone: E-mail:	Project Number: **BAEY _____**	Project Title**:**

	RECYCLING, REUSE, AND DISPOSAL				
Material	**Facility/Location of Reuse/Recycling/Landfill**	**Tons Diverted**	**Diversion Cost**	**Tons Disposed**	**Disposal Cost**
Asphalt					
Concrete					
Metal					
Wood/Lumber					
Green waste/ Landscaping					
Glass					
Cardboard					
Drywall					
Plastic					
Mixed Inerts					
Other (describe)					
Other (describe)					
	CERTIFIED PROCESSING***				
Material	**Facility/ Location**	**Tons Diverted**	**Diversion Cost**	**Tons Disposed**	**Disposal Cost**
Mixed Inerts					
Mixed Inerts					
Mixed Inerts					
	TOTALS*				
	PROJECT TOTALS**				
	* Totals for period covered in this report. ** Cumulative totals for this period and previous totals from previous reports. *** Recycling tonnages for debris taken to a certified processor = total tonnage taken to a facility times the "recycling rate" [Ex: 200 tons taken to a certified processor with a recycling rate of 0.63(63%) yields 126 tons of diversion and 74 tons of disposal.]				

Submit to: Project Contracting Officer
9 CES/CEN, Project Manager
9 CES/CEIE, Recycling Program Manager: Nolan Swick, 530-634-3176, nolan.swick@us.af.mil

Submit by the 5th day of each quarter (5 Apr, 5 July, 5 Oct, 5 Jan) for the previous three month period for the duration of the project.

BEALE GREEN PROCUREMENT TRACKING FORM

Date Submitted:		Company Name:	
POC:	Phone: E-mail:	Project #: **BAEY** _____	Project Title**:**

Instructions:

1. Check for item being purchased in the list below and, if item is listed, continue to step 2.
2. Go to http://www.epa.gov/epawaste/conserve/tools/cpg/products/index.htm and find item
3. The EPA website will list required recycled content percentages for your product and suggest vendors to help your research.
4. After the purchase, fill out Page 1 of this form and submit to:
   Project Contracting Officer
   9 CES/CEN, Project Manager
   9 CES/CEIE, Green Procurement Program Manager: 530-634-3176 _____
5. If claiming an exemption from the GP Program, fill out Page 2 of this form (must meet one of the conditions listed).

EPA-Designated Items

- ☐ Building insulation
- ☐ Polyester carpet

Cement & concrete containing:
- ☐ Coal fly ash
- ☐ Ground granulated blast furnace slag
- ☐ Cenospheres
- ☐ Silica fume

- ☐ Flowable fill
- ☐ Latex paint
- ☐ Floor tiles
- ☐ Laminated paperboard
- ☐ Patio blocks
- ☐ Shower & restroom dividers/partitions

- ☐ Structural fiberboard
- ☐ Railroad grade crossing surfaces

- ☐ Garden and soaker hoses
- ☐ Lawn and garden edging
- ☐ Landscaping timbers and posts (plastic lumber)

- ☐ Hydraulic mulch
- ☐ Compost from yard trimmings or food waste
- ☐ Modular threshold ramps
- ☐ Non-pressure pipe

- ☐ Binders (paper, solid plastic or plastic covered)

- ☐ Plastic presentation folders
- ☐ Plastic file folders
- ☐ Plastic clip portfolios
- ☐ Plastic clipboards

- ☐ Office furniture
- ☐ Office recycling containers
- ☐ Office waste receptacles
- ☐ Plastic desktop accessories
- ☐ Plastic envelopes
- ☐ Plastic trash bags

- ☐ Printer Ribbons
- ☐ Toner cartridges
- ☐ Newsprint

- ☐ Commercial/industrial sanitary tissue products
- ☐ Printing and writing papers
- ☐ Paperboard and packaging

- ☐ Tray liners
- ☐ Industrial drums

- ☐ Bike racks
- ☐ Roofing materials

- ☐ Playground surfaces
- ☐ Park and recreational furniture

- ☐ Running tracks
- ☐ Playground equipment
- ☐ Traffic barricades
- ☐ Traffic cones
- ☐ Parking stops
- ☐ Plastic fencing (snow or erosion control, safety barriers)
- ☐ Channelizers (traffic markers)

- ☐ Delineators(traffic markers)
- ☐ Flexible delineators (traffic markers)

- ☐ Rebuilt vehicular parts
- ☐ Engine coolants
- ☐ Re-refined lubricating oils
- ☐ Retread tires
- ☐ Sorbents
- ☐ Awards and plaques
- ☐ Mats
- ☐ Signage
- ☐ Strapping
- ☐ Pallets

- ☐ Blasting grit

Item:	Item:	Item:
Vendor:	Vendor:	Vendor:
Recycled Content (%):	Recycled Content (%):	Recycled Content (%):
Quantity:	Quantity:	Quantity:
Total Purchase Amount:	Total Purchase Amount:	Total Purchase Amount:

BEALE GREEN PROCUREMENT EXEMPTION FORM

Date Submitted:		Company Name:	
POC:	Phone: E-mail:	Project #: **BAEY** _____	Project Title**:**

I have determined that the EPA guidelines were considered and determined inapplicable, based on the following:

Item: _____

_____ Item is not available within a reasonable period of time.

(Need date: _____ Date available: _____)

_____ Item fails to meet a performance standard in the specifications.

Explanation: _____

_____

_____

_____ Item is not available from 2 or more sources.

Market research was performed by calling _____(insert number)

vendors, but only _____ (enter name)
was able to supply the item.

_____ Item was only available at an unreasonable price (i.e., recycled item cost more than non-recycled item).

Price of recycled item: _____

Price of non-recycled item: _____

This determination is made in accordance with FAR 23.404(b).

_____ _____
Procurement Originator Date

_____ _____
9 CES/CEIE Date